

PRODUCT LINE OVERVIEW

Intelliport Open Networking Ethernet Switches

Champion ONE open networking switch solutions pair high-performance, reliable hardware with feature-rich network operating system (NOS) software to provide greater flexibility and control at lower costs than traditional closed layer 2 and layer 3 Ethernet switches. The solutions offer a wide range of hardware choices from 1GbE to 100GbE, and are ideal for data centers, enterprise workspaces, campus backbone, service provider fiber rings, central offices, edge data centers and more.

The digital economy, along with enabling technologies such as cloud, software defined networking (SDN) and machine learning, is shifting the paradigm of how IT services are delivered. The networking infrastructure is being asked to do more with less with new challenges:

- Reducing network costs while staying innovative
- Scaling the network while achieving resiliency
- Simplifying the network and improving efficiency
- Increasing network flexibility with more control

The traditional closed-system networking approach will not keep pace.

Champion ONE's Intelliport product line offers open networking Ethernet switch solutions for enterprise, service providers, education, healthcare, and government networks for their data centers, enterprise buildings, branch offices, edge data centers, central offices, and more. Champion ONE Intelliport open networking switches provide equal or superior performance to traditional Ethernet switching platforms with greater flexibility of management. Customers have the freedom to use Intelliport open networking switches solutions to build layer 2 and layer 3 networks and overlay networks as well. These switches offers a wide range of choices from 1GbE to 100GbE (see page 2 for product line details).

OPEN NETWORKING: FAST FACTS

\$12B

Estimated size of global data center SDN market by 2022

18.5%

Estimated CAGR for data center SDN market, 2017-2022

70%

Organizations who are now considering disaggregation to meet agility and automation demands

Source: IDC





OUR PRODUCT LINE

| | C1 Part Number | Description |
|-----|-------------------------|--|
| 1G | C1-1G-24+6-R-BH4-AF | 1G Open Network Switch w/ 24 RJ45 ports 4 10G SFP+ ports and 2 QSFP+ 20G stacking ports, BCM Helix4, Dual AC PSUs, port-to-power airflow; ONIE software installer |
| | C1-1G-24+6-R-BH4-AF-PoE | 1G Open Network Switch w/ 24 RJ45 ports 4 10G SFP+ ports and 2 QSFP+ 20G stacking ports, BCM Helix4, Dual AC PSUs, port-to-power airflow with PoE; ONIE software installer |
| | C1-1G-48+6-R-BH4-AB | 1G Open Network Switch w/ 48 RJ45 ports 4 10G SFP+ ports and 2 QSFP+ 20G stacking ports, BCM Helix4, Dual AC PSUs, power-to-port airflow; ONIE software installer |
| | C1-1G-48+6-R-BH4-AF | 1G Open Network Switch w/ 48 RJ45 ports 4 10G SFP+ ports and 2 QSFP+ 20G stacking ports, BCM Helix4, Dual AC PSUs, port-to-power airflow; ONIE software installer |
| | C1-1G-48+6-R-BH4-AF-PoE | 1G Open Network Switch w/ 48 RJ45 ports 4 10G SFP+ ports and 2 QSFP+ 20G stacking ports, BCM Helix4, Dual AC PSUs, port-to-power airflow with PoE; ONIE software installer |
| 10G | C1-10G-48+6-R-BT2P-AF | 10G Open Network Switch w/ 48 RJ45 ports and 6 QSFP+ 40G ports BCM Trident II+, Dual AC PSUs, port-to-power airflow; ONIE software installer |
| | C1-10G-48+6-S-BT2P-AF | 10G Open Network Switch w/ 48 SFP+ ports and 6 QSFP+ 40G ports BCM Trident II+, Dual AC PSUs, port-to-power airflow; ONIE software installer |
| | C1-10G-48+6-S-BT2P-48DF | 10G Open Network Switch w/ 48 SFP+ ports and 6 QSFP+ 40G ports BCM Trident II+. Dual -48VDC PSUs, port-to-power airflow; ONIE software installer |
| | C1-10G-48+6-S-BQM-AF | 10G Open Network Switch w/ 48 SFP+ ports and 6 QSFP28 100G ports. Qumran-MX, Dual AC PSUs, port-to-power airflow; ONIE software installer |
| | C1-10G-48+6-S-BQM-AB | 10G Open Network Switch w/ 48 SFP+ ports and 6 QSFP28 100G ports. Qumran-MX, Dual AC PSUs, power-to-port airflow; ONIE software installer |
| | C1-10G-48+6-S-BQM-48DF | 10G Open Network Switch w/ 48 SFP+ ports and 6 QSFP28 100G ports. Qumran-MX, Dual -48VDC PSUs, port-to-power airflow; ONIE software installer |
| | C1-10G-48+6-S-BQMK-AF | 10G Open Network switch w/ 48 SFP+ ports and 6 QSFP28 100G ports. Qumran-MX+TCAM, Dual AC PSUs, port-to-power airflow; ONIE software installer |
| | C1-10G-48+6-S-BQMK-AB | 10G Open Network switch w/ 48 SFP+ ports and 6 QSFP28 100G ports. Qumran-MX+TCAM, Dual AC PSUs, power-to-port airflow; ONIE software installer |
| | C1-10G-48+6-S-BQMK-48DF | 10G Open Network switch w/ 48 SFP+ ports and 6 QSFP28 100G ports. Qumran-MX+TCAM, Dual -48VDC PSUs, port-to-power airflow; ONIE software installer |
| | C1-10G-48+6-S-BQMK-48DB | 10G Open Network switch w/ 48 SFP+ ports and 6 QSFP28 100G ports. Qumran-MX+TCAM, Dual -48vdc PSUs, power-to-port airflow; ONIE software installer |
| 25G | C1-25G-48+6-BTMP-AF | 25G Open Network switch w/ 48 SFP28 ports and 6 QSFP28 100G ports. BCM Tomahawk Plus, Dual AC PSUs, port-to-power airflow; ONIE software installer |
| | C1-25G-48+6-BTMP-48DF | 25G Open Network switch w/ 48 SFP28 ports and 6 QSFP28 100G ports. BCM Tomahawk Plus, Dual 48VDC PSUs, port-to-power airflow; ONIE software installer |
| | C1-25G-48+6-BTMP-AB | 25G Open Network switch w/ 48 SFP28 ports and 6 QSFP28 100G ports. BCM Tomahawk Plus, Dual AC PSUs, port-to-power airflow; ONIE software installer |
| | C1-25G-48+6-BTMP-48DB | 25G Open Network switch w/ 48 SFP28 ports and 6 QSFP28 100G ports. Broadcom Tomahawk Plus, dual -48VDC PSUs, power-to-port airflow; ONIE software installer |
| 40G | C1-40G-32-S-BT2P-AF | 40G Open Network Switch w/ 32 QSFP+ ports Trident II+. Dual AC PSUs, port-to-power airflow; ONIE software installer |
| | C1-40G-32-S-BT2P-48DF | 40G Open Network Switch w/ 32 QSFP+ ports Trident II+. Dual -48VDC PSUs, port-to-power airflow; ONIE software installer |

| | C1 Part Number | Description |
|---------------|---------------------------|--|
| 100G | C1-100G-32-S-BTM-AF | 100G Open Network Switch, 32 QSFP28 Ports, Broadcom Tomahawk, Dual AC PSUs, port-to-power airflow; ONIE software installer |
| | C1-100G-32-S-BTM-AB | 100G Open Network Switch, 32 QSFP28 Ports, Broadcom Tomahawk, Dual AC PSUs, power-to-port airflow; ONIE software installer |
| | C1-100G-32-S-BTM-48DF | 100G Open Network Switch, 32 QSFP28 Ports, Broadcom Tomahawk, Dual -48VDC PSUs, port-to-power airflow; ONIE software installer |
| | C1-100G-64-S-BTM2-AF | 100G Open Network switch, 64 QSFP28 Ports, BCM56970 Tomahawk II, dual AC PSUs, port-to-power airflow; ONIE software installer |
| | C1-100G-64-S-BTM2-AB | 100G Open Network switch, 64 QSFP28 Ports, BCM56970 Tomahawk II, dual AC PSUs, power-to-port airflow; ONIE software installer |
| | C1-100G-64-S-BTM2-48DF | 100G Open Network switch, 64 QSFP28 Ports, BCM56970 Tomahawk II, dual 48V DC PSUs, port-to-power airflow; ONIE software installer |
| | C1-100G-64-S-BTM2-48DB | 100G Open Network switch, 64 QSFP28 Ports, BCM56970 Tomahawk II, dual 48V DC PSUs, power-to-port airflow; ONIE software installer |
| 100G Coherent | C1-100G-16+8-CO-BTMP-AF | 100G Open Network coherent switch, 16 100G QSFP28 Ports + 8 slots for 100G CFP2-ACO or CFP2-DCO; G22; Dual AC PSUs, port-to-power airflow; ONIE software installer |
| | C1-100G-16+8-CO-BTMP-AB | 100G Open Network coherent switch, 16 100G QSFP28 Ports+ 8 slots for 100G CFP2-ACO or CFP2-DCO; Dual AC PSUs, power-to-port airflow; ONIE software installer |
| | C1-100G-16+8-CO-BTMP-48DF | 100G Open Network coherent switch, 16 100G QSFP28 Ports+ 8 slots for 100G CFP2-ACO or CFP2-DCO; Dual -48VDC PSUs, port-to-power airflow; ONIE software installer |
| | C1-100G-16+8-CO-BTMP-48DB | 100G Open Network coherent switch, 16 100G QSFP28 Ports+ 8 slots for 100G CFP2-ACO or CFP2-DCO; Dual -48VDC PSUs, power-to-port airflow; ONIE software installer |

OUR SOFTWARE PARTNERS

Open network switches need to be paired with a network operating system (NOS). Champion ONE partners with several leading open network software vendors to offer feature-rich, cost-effective, highly stable network OS options. These software partners include:

| |  |  |  |  |
|-----------------------------------|---|--|---|---|
| 1G Copper Switch (w/ and w/o PoE) | ✓ | ✓ (48 Port Only) | ✓ (48 Port w/o PoE Only) | |
| 10G Copper Switch | ✓ | ✓ | | ✓ |
| 10G Optical Switch (40G uplinks) | ✓ | ✓ | ✓ | ✓ |
| 10G Optical Switch (100G uplinks) | | | ✓ | |
| 25G Optical Switch | ✓ | ✓ | ✓ | ✓ |
| 40G Optical Switch | ✓ | ✓ | | ✓ |
| 100G Optical Switch | ✓ | ✓ | ✓ | ✓ |
| 100G Coherent Switch | | | ✓ | |

CHAMPION ONE TRANSCEIVERS

For even greater cost savings and operational simplicity, pair Intelliport open network switch solutions with Champion ONE's carrier-grade **Passport** optical transceivers, which are based on open standards for multi-platform compatibility. Available transceivers include the following (for a full list of C1 transceivers, please refer to their respective data sheets):

| | C1 Part Number | Description |
|------|------------------|---|
| 1G | 1000SFP055 | 1G Dual Fiber SFP, 850 MMF, 500m rated, -20 to 85°C |
| | 1000SFP10 | 1G Dual Fiber SFP, 1310nm SMF, 10km rated, 0 to 70°C |
| | 1000SFP40R2 | 1G Dual Fiber SFP, 1310nm SMF, 40km rated, 0 to 70°C |
| | 1000SFP80 | 1G Dual Fiber SFP, 1550nm SMF, 80km rated, 0 to 70°C |
| 10G | 10GSFP+E-SR | 10G Dual Fiber SFP+, 850 MMF, 33/82/300/400m rated, 0 to 70°C" |
| | 10GSFP+E-LR | 10G Dual Fiber SFP+, 1310nm SMF, 10km rated, 0 to 70°C |
| | 10GSFP+E-ER2 | 10G Dual Fiber SFP+, 1550nm SMF, 40km rated, 0 to 70°C |
| | 10GSFP+E-ZR | 10G Multi-Protocol Dual Fiber SFP+, 1550nm SMF, 80km rated, 0 to 70°C |
| 25G | 25GSFP28E-SR | 25G Dual Fiber SFP28, 850mm MMF, 70/100m rated |
| | 25GSFP28E-LR | 25G Dual Fiber SFP28, 1310mm SMF, 10km rated |
| | 25GSFP28E-ERL | 25G Dual Fiber SFP28, 1310mm SMF, 30km rated |
| 40G | 40GQSFP+E-SR4 | 40GBase-SR4 QSFP+, 100/150m rated, 1x12 MPO connector, 0 to 70°C |
| | 40GQSFP+E-LR4 | 40GBase-LR4 QSFP+, 10km rated, SMF LC connector, 0 to 70°C |
| | 40GQSFP+E-ER4 | 40GBase-ER4 QSFP+, 40km rated, SMF LC connector, 0 to 70°C |
| 100G | 100GQSFP28E-SR4 | 100GBase-SR4 QSFP28, 70/100m rated, MPO connector, 0 to 70°C |
| | 100GQSFP28E-LR4 | 100GBase-LR4 QSFP28, 10km rated, SMF LC connector, 0 to 70°C |
| | 100GQSFP28E-ER4L | 100GBase-ER4 Lite 100G QSFP28, 30/40km rated, 0 to 70°C |

**Sureport transceivers coded for one-to-one compatibility are also available. Please contact your account representative for more details.*